



NEW

CRL CUSTOM BI-FOLD SLIDING DOORS



MANUFACTURED TO ORDER IN EUROPE

An excellent way to divide interior space
while maintaining a feeling of openness

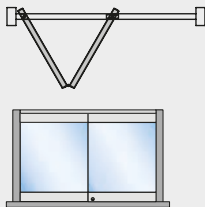
CRL[®]

ETB BI-FOLD DOOR SPECIFICATIONS



CRL 2-PANEL OVERHEAD TRACK FULL BI-FOLD DOOR

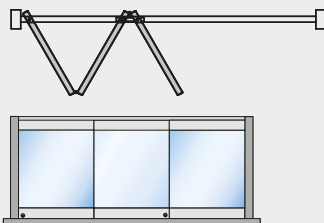
- Featuring DR4S Series 101.6mm square Door Rails
- Panels hung from end point, minimising obstruction
- Maximum individual panel: 990mm/77kg



CAT. NO.	GLASS THICKNESS	FINISH
ETB210BS	10mm	Brushed Stainless
ETB210PS	10mm	Polished Stainless
ETB212BS	12mm	Brushed Stainless
ETB212PS	12mm	Polished Stainless

CRL 3-PANEL OVERHEAD TRACK FULL BI-FOLD DOOR

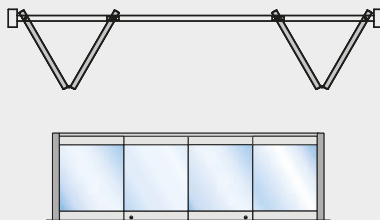
- Featuring dr4s Series 101.6mm square Door Rails
- Panels hung from end point, minimising obstruction
- Maximum individual panel: 990mm/77kg



CAT. NO.	GLASS THICKNESS	FINISH
ETB310BS	10mm	Brushed Stainless
ETB310PS	10mm	Polished Stainless
ETB312BS	12mm	Brushed Stainless
ETB312PS	12mm	Polished Stainless

CRL 4-PANEL BI-PART OVERHEAD TRACK FULL BI-FOLD DOOR

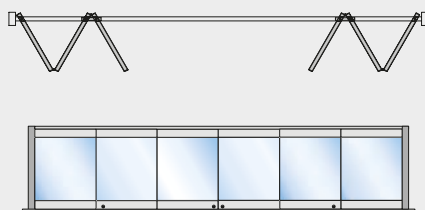
- Featuring dr4s Series 101.6mm square Door Rails
- Panels hung from end point, minimising obstruction
- Maximum individual panel: 990mm/77kg



CAT. NO.	GLASS THICKNESS	FINISH
ETB410BS	10mm	Brushed Stainless
ETB410PS	10mm	Polished Stainless
ETB412BS	12mm	Brushed Stainless
ETB412PS	12mm	Polished Stainless

CRL 6-PANEL BI-PART OVERHEAD TRACK FULL BI-FOLD DOOR

- Featuring dr4s Series 101.6mm square Door Rails
- Panels hung from end point, minimising obstruction
- Maximum individual panel: 990mm/77kg



CAT. NO.	GLASS THICKNESS	FINISH
ETB610BS	10mm	Brushed Stainless
ETB610PS	10mm	Polished Stainless
ETB612BS	12mm	Brushed Stainless
ETB612PS	12mm	Polished Stainless

EACH ETB BI-FOLD DOOR IS MADE AT CRL UK TO THE DIMENSIONS PROVIDED
CALL OUR TECHNICAL SALES TEAM ON 00 800 0421 6144

e: CRL@crlaurence.co.uk f: 00 800 0262 3299 w: crlaurence.co.uk

CRL[®]