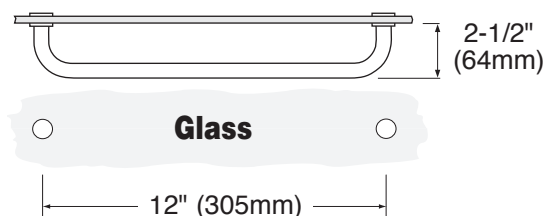


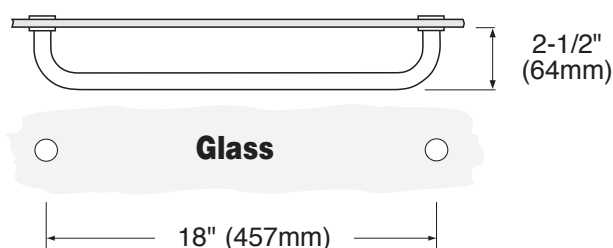


C.R. LAURENCE CO., INC.
PROFESSIONAL QUALITY

CAT No. BM12
CAT No. VIC12
CAT No. BMNW12
CAT No. CATB12
CAT No. SDTBS12



CAT No. BM18
CAT No. VIC18
CAT No. BMNW18
CAT No. CATB18
CAT No. CATBT18
CAT No. SDTBS18
CAT No. TBCT18
CAT No. TBCC18
CAT No. CSH18
CAT No. SQ18
CAT No. COL18
CAT No. MT18



TOWEL BARS

Single-Sided Glass Mounted (Brass or Acrylic Construction)

TOWEL BAR / KNOB COMBOS

C.R. Laurence Co., Inc.
crlaurence.com

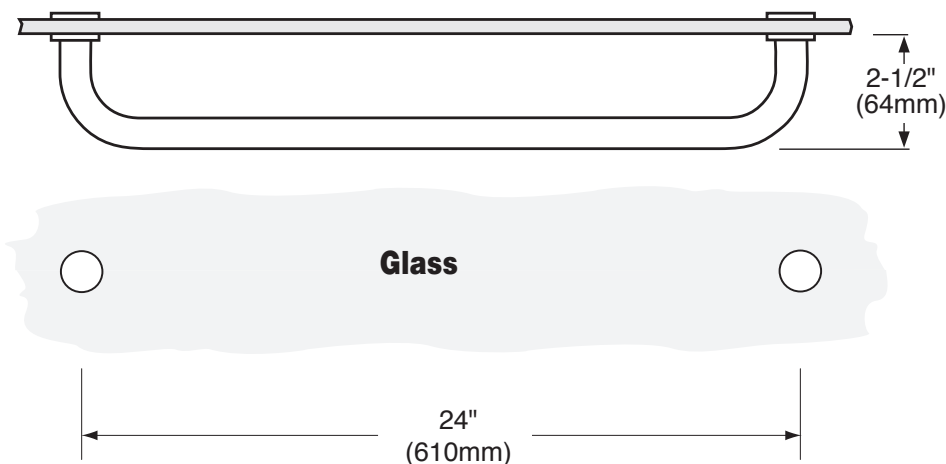
For technical assistance in the United States call toll free (800) 421-6144; from Canada call toll free (877) 421-6144; Outside the U.S. and Canada call (323) 588-1281. Ask for Tech Sales at Extension 7740. Toll free fax (800) 458-7496.

Specifications:

* See note at bottom of page concerning towel bars not shown in the diagrams on this page.

All Holes Are 1/2" (12mm) Diameter
All Measurements Are Center-To-Center
Appropriate Clear Gaskets Included
Fits 1/4" (6mm) to 1/2" (12mm) Glass

CAT No. BM24 **CAT No. TBCT24**
CAT No. VIC24 **CAT No. TBCC24**
CAT No. BMNW24 **CAT No. CSH24**
CAT No. CATB24 **CAT No. SQ24**
CAT No. CATBT24 **CAT No. COL24**
CAT No. SDTBS24 **CAT No. MT24**



NOTE: Because there are numerous "BM" and "BMNW" towel bars (example BM24CH or BMNW24CH), we are providing the following guideline for determining the fabrication required: Always drill 1/2" (12mm) diameter holes to the center-line of the length of the towel bar that is being ordered. The length of the towel bar is always provided in the catalog number of the product. **For example, a BM24CH is a 24" (610mm) center-to-center towel bar.** Therefore, it is correct to drill (2) 1/2" (12mm) diameter holes 24" (610mm) center-to-center apart. A **BM26BR** would require (2) 1/2" (12mm) diameter holes **26" (660mm)** apart, etc.

4W-1